



Escape Room EDU Teacher Instructions



Print out question cards and decoder cards for each level
***Important Note:* The final level (Level 5) comes in two versions (Normal or Hard). Use either one, both end with the same code. The digital escape room uses the normal difficulty only.**



Make copies of the recording sheet for each student or group



Print answer key to check student answers



Digital Escape Room: <http://bit.ly/2wBdID0>

– Students receive a completion code after the last level to show you they have broken out.



[Click here](#) for a Force copy of the Google Form

– You will be able to change the settings to collect student responses (e-mails).





Escape Room EDU

How to Use



Escape Room for Teams:

Version 1: Place each level at different stations – Requires each team to cycle at predetermined times

Version 2: Place all levels at each station – Requires students to remain at one station



Escape Room for Individual Students:

Place levels around the room for students to answer. Students receive the completion code from teacher when all 5 levels are completed



Optional:

Hide the cards throughout the room to make the game extra challenging

Use physical boxes and locks to make the game feel more “real”





Escape Room EDU

Decoding the Puzzles



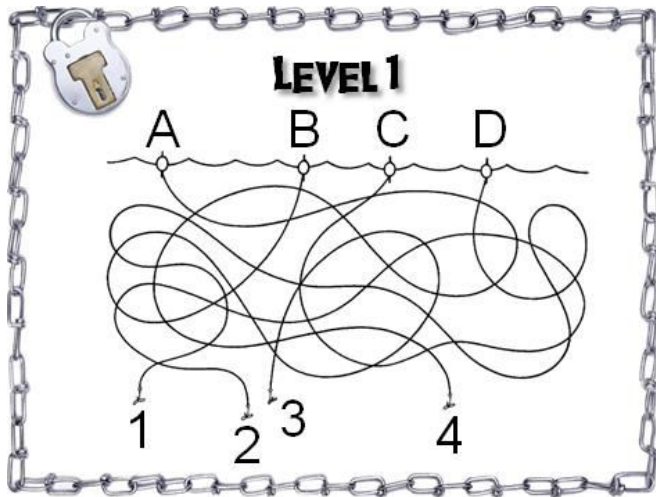
All levels work in the same fashion:

(Answer Key is on Pg. 13)

- **First solve the answer to the 4 multiple choice questions**
- **Then use the A, B, C, D answers with the decoder for that level**



Example: How to solve Level 1



- **The answers to level 1, in order, are BADC**
- **Using these answers with the Level 1 puzzle:**
 - **B leads to 3**
 - **A leads to 4**
 - **D leads to 1**
 - **C leads to 2**
- **If you put these in the same order it becomes 3412, which is the code for level 1.**
- **The other puzzles are solved the same way**



Escape Room EDU FAQ



My school's internet does not allow me to use shortened links.

Long Link:

https://docs.google.com/forms/d/e/1FAIpQLSfd2Ern6H1G_8rqWYFg0gZvxM MObeoP5qamPigz20gXmOnHvg/viewform



How can I see what they did based off the Google form?

Answer: You can't. Students must input the correct answer to move on. The completion code is used to know when they have completed it.



How long does this take to complete?

Answer: Usually about 45 minutes, sometimes up to an hour, which can be broken into two class periods



Are electronic devices needed to complete this activity?

Answer: No, this can be done without a device



Does this require Google Classroom?

Answer: No, just access to the internet



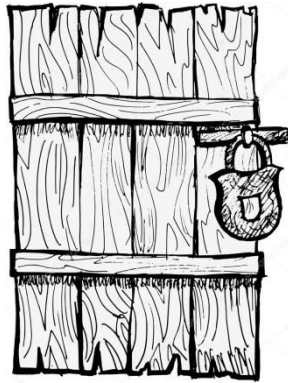
How long does this take to set up?

Answer: Hardly any time at all; just print the Question cards, Level cards and recording sheet, the Google form is already ready to use



ESCAPE ROOM EDU

FRENCH REVOLUTION



Digital Link: <http://bit.ly/2wBdID0>

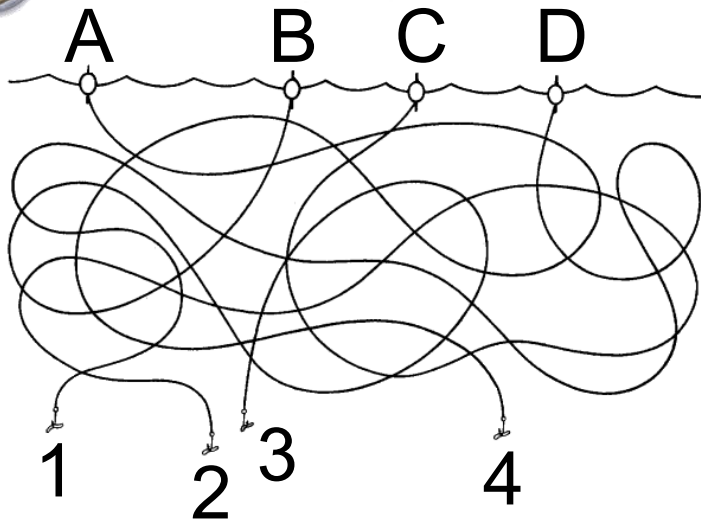


Mission Objective

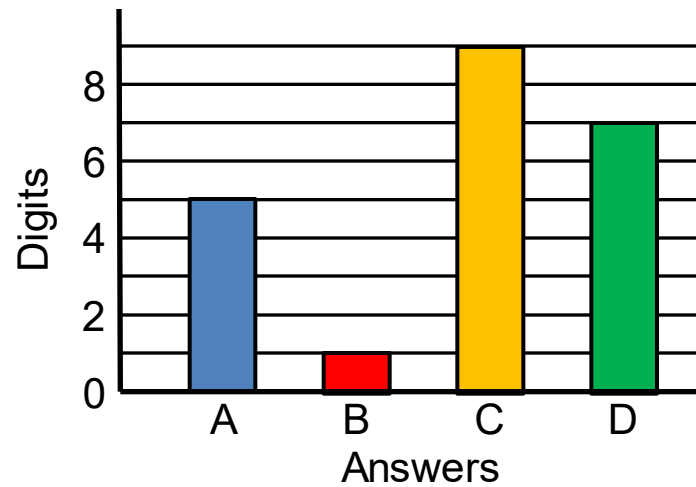
A TIME MACHINE HAS BROUGHT YOU BACK TO THE FRENCH REVOLUTION. UNFORTUNATELY, UPON ARRIVAL YOU FIND YOURSELF IN THE MIDDLE OF A VIOLET UPRISING AND YOU ACCIDENTALLY GOT SEPARATED FROM YOUR RIDE HOME. IN ORDER TO ESCAPE, YOU MUST USE YOUR KNOWLEDGE OF THE REVOLUTION TO FIND YOUR WAY BACK TO THE TIME MACHINE. ANSWER THE QUESTIONS AT EACH LEVEL AND BE SURE TO RECORD EACH ANSWER. ONCE ALL FOUR QUESTIONS HAVE BEEN ANSWERED, USE THE DECODER TO PROGRESS TO THE NEXT LEVEL. YOU MUST HURRY AND RETURN BACK HOME BEFORE YOU REMAIN TRAPPED FOREVER!



LEVEL 1




LEVEL 2



LEVEL 3





















A = 

B = 

C = 

D = 

LEVEL 4

	A	B	C	D	
Q1					 = 4
Q2					 = 0
Q3					 = 7
Q4					 = 1

LEVEL 5



3	+	2	=	A
+		+		+
1	+	C	=	4
=		=		=
D	+	5	=	B


LEVEL 5: HARD


 +  = 8


 +  = 9


 +  = 8

 +  = 12

A = 

B = 

C = 

D = 



LEVEL 1

Q1

When did the French Revolution take place?

- A. 1759 - 1766
- B. 1789 - 1799
- C. 1720 - 1735
- D. 1749 - 1761




LEVEL 1

Q2

What prison and armory was stormed by a crowd of residents who wanted the gunpowder inside? This event started the French Revolution.

- A. Bastille
- B. Chateau d'If
- C. Colmar
- D. Clairvaux



LEVEL 1

Q3

What was the cause of the French Revolution?

- A. High national debt
- B. High food costs
- C. The nobility and clergy refused to pay taxes
- D. All of the above



LEVEL 1

Q4

What type of government did France have before the French Revolution?

- A. Democracy
- B. Republic
- C. Monarchy
- D. Communist






LEVEL 2

Q1

What machine has a vertically moving blade used for beheading people?



- A. Guillotine
- B. Gallows
- C. Gibbet
- D. Stake



LEVEL 2

Q2

What French King tried to escape the revolution, but was captured, tried for treason, and executed by guillotine?



- A. Charles IX
- B. Henry IV
- C. Louis XVI
- D. Napoleon Bonaparte



LEVEL 2

Q3

What caused the French government to get into so much debt?


- A. War with Great Britain
- B. Lavish spending by the king
- C. They helped the United States in the Revolutionary War
- D. All of the above



LEVEL 2

Q4

What period between 1793 and 1794 were suspected traitors beheaded in great numbers?



- A. Kristallnacht
- B. Reign of Terror
- C. Great Fear
- D. Crusades



LEVEL 3

Q1

What queen and wife of King Louis XVI was unpopular due to her lavish spending and led to her execution?

- A. Marie Josephine
- B. Marie Antoinette
- C. Maria Theresa
- D. Marie Louise



LEVEL 3

Q2

Why did other European rulers denounce the French Revolution?

- A. It promoted French monarchy
- B. It was taking too long
- C. It took away power of the Church
- D. They were afraid it would spread



LEVEL 3

Q3

What did French revolutionaries turn churches (such as Notre Dame) into?

- A. Food Markets
- B. Gallows
- C. Philosophical centers
- D. Places for beheadings




LEVEL 3

Q4

What French lawyer and politician sent suspected traitors to the guillotine during the Reign of Terror from 1783 until his own death by guillotine in 1794?

- A. Maximilien Robespierre
- B. George Danton
- C. Napoleon Bonaparte
- D. Jean Paul Marat





LEVEL 4

Q1

What French general and hero led a coup d'état (revolt) and later declared himself emperor of France in 1804?

- A. Jean Paul Marat
- B. Napoleon Bonaparte
- C. Charles X
- D. George Danton



LEVEL 4

Q2

What was the largest and most powerful political club for the French Revolution?

- A. The Mirabeau Club
- B. Moderates Club
- C. The Jacobin Club
- D. Revolutionaries Club



LEVEL 4

Q3

“The Great Fear” was a revolt of whom?

- A. Women
- B. Nobles
- C. Clergy
- D. Peasants




LEVEL 4

Q4

What French assembly of classes was summoned for the first time in over 100 years to fix the crisis of the French monarchy?

- A. Estates General
- B. Parliament
- C. Congress
- D. Senate





LEVEL 5

Q1

Which of the following was the main objective of the Constitution of 1791?

- A. To limit the powers of the king alone
- B. To do away with feudal privileges
- C. To give equal rights to women
- D. To establish a constitutional monarchy



LEVEL 5

Q2

At what location was it decided that a French constitution would be made?

- A. A tennis court
- B. The salon of Marquis de Lafayette
- C. Vienna
- D. Versailles



LEVEL 5

Q3

France on 21st September, 1792 was declared a

- A. Socialist State
- B. Republic
- C. Communist State
- D. Democracy



LEVEL 5

Q4

What document says all men were “born and remain free and equal in rights?”

- A. Magna Carta
- B. Bill of Rights
- C. Declaration of the Rights of Man
- D. Declaration of Independence





MAKE YOUR ESCAPE!

FRENCH REVOLUTION

Name _____

Digital Link: bit.ly/2wBdID0

LEVEL 1

Codes Answers

Q1	Q2	Q3	Q4
Digit 1	Digit 2	Digit 3	Digit 4

LEVEL 2

Codes Answers

Q1	Q2	Q3	Q4
Digit 1	Digit 2	Digit 3	Digit 4

LEVEL 3

Codes Answers

Q1	Q2	Q3	Q4
Digit 1	Digit 2	Digit 3	Digit 4

LEVEL 4

Codes Answers

Q1	Q2	Q3	Q4
Digit 1	Digit 2	Digit 3	Digit 4

LEVEL 5

Codes Answers

Q1	Q2	Q3	Q4
Digit 1	Digit 2	Digit 3	Digit 4

Congratulations!
Enter the completion code
to make your escape!

--	--	--	--

KEY: FRENCH REVOLUTION

LEVEL 1

Codes Answers

B Q1	A Q2	D Q3	C Q4
3 Digit 1	4 Digit 2	1 Digit 3	2 Digit 4

LEVEL 2

Codes Answers

A Q1	C Q2	D Q3	B Q4
5 Digit 1	9 Digit 2	7 Digit 3	1 Digit 4

LEVEL 3

Codes Answers

B Q1	D Q2	C Q3	A Q4
5 Digit 1	8 Digit 2	7 Digit 3	7 Digit 4

LEVEL 4

Codes Answers

B Q1	C Q2	D Q3	A Q4
0 Digit 1	7 Digit 2	4 Digit 3	1 Digit 4

LEVEL 5

Codes Answers

D Q1	A Q2	B Q3	C Q4
4 Digit 1	5 Digit 2	9 Digit 3	3 Digit 4

Congratulations!
Enter the completion code
to make your escape!

7 2 5 9